

ACS7xx Demo Board
85-0322-000-BD1


PCB Outline
Page 1 of 1
FR4, 0.062, 2 Layers
4oz Finished Copper top/bottom
No Gold Plating
Top/bottom side silkscreen
Top/bottom soldermask

Rev 3
6/24/2009

SCALE: 1.48

6/24/2009

Min trace = 10mil, min trace spacing = 10mils, min hole size 15mil



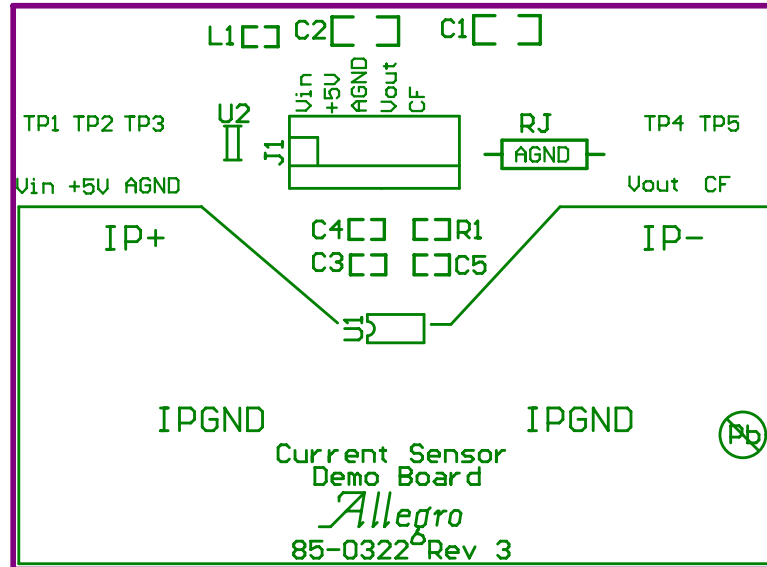
ACS7xx Demo Board
85-0322-000-SS1

Silkscreen Component Side
Page 1 of 1
FR4, 0.062, 2 Layers
4oz Finished Copper top/bottom
No Gold Plating
Top/bottom side silkscreen
Top/bottom soldermask

Rev 3
6/24/2009

SCALE: 1.48
6/24/2009

Min trace = 10mil, min trace spacing = 10mils, min hole size 15mil



ACS7xx Demo Board
85-0322-000-SS2

Silkscreen Solder Side

Page 1 of 1

FR4, 0.062, 2 Layers

4oz Finished Copper top/bottom

No Gold Plating

Top/bottom side silkscreen

Top/bottom soldermask

Rev 3

6/24/2009

SCALE: 1.48

6/24/2009

Min trace = 10mil, min trace spacing = 10mils, min hole size 15mil



ACS7xx Demo Board
85-0322-000- CU1

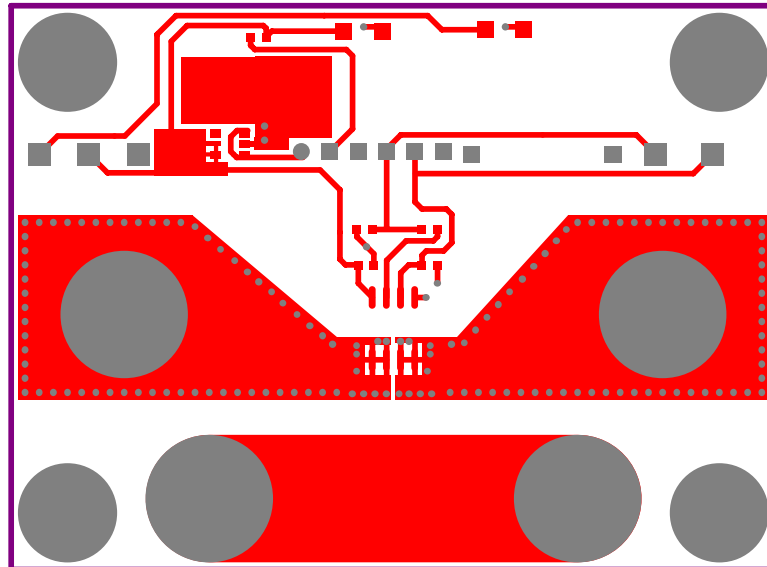
Copper Component Side
Page 1 of 1
FR4, 0.062, 2 Layers
4oz Finished Copper top/bottom
No Gold Plating
Top/bottom side silkscreen
Top/bottom soldermask

Rev 3
6/24/2009

SCALE: 1.48

6/24/2009

Min trace = 10mil, min trace spacing = 10mils, min hole size 15mil



ACS7xx Demo Board
85-0322-000-CU2

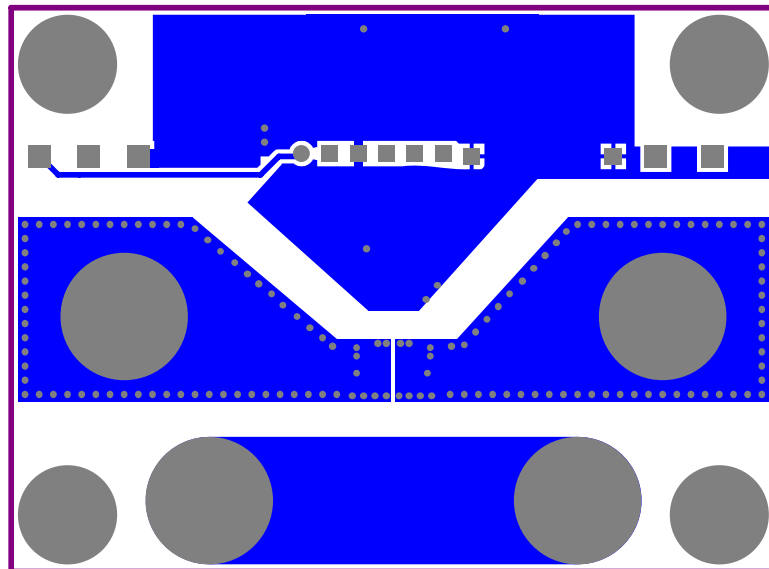
Copper Solder Side
Page 1 of 1
FR4, 0.062, 2 Layers
4oz Finished Copper top/bottom
No Gold Plating
Top/bottom side silkscreen
Top/bottom soldermask

Rev 3
6/24/2009

SCALE: 1.48

6/24/2009

Min trace = 10mil, min trace spacing = 10mils, min hole size 15mil



ACS7xx Demo Board
85-0322-000- SM1

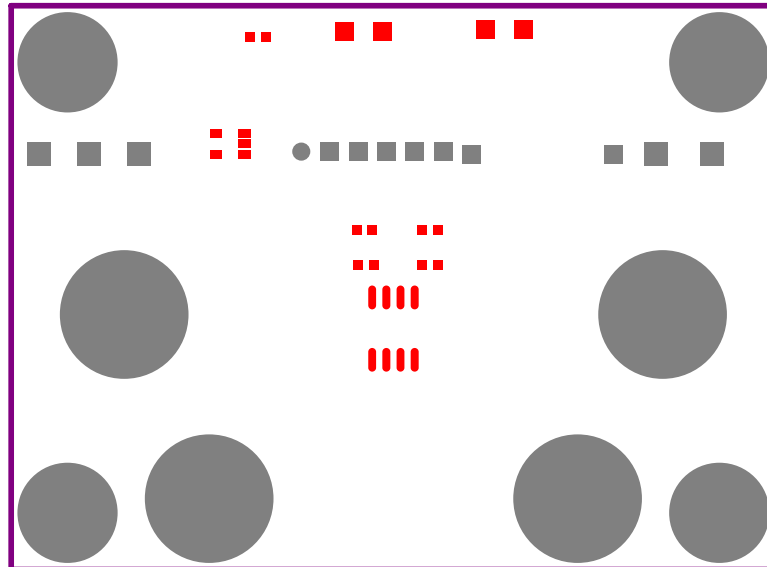
Top Soldermask
Page 1 of 1
FR4, 0.062, 2 Layers
4oz Finished Copper top/bottom
No Gold Plating
Top/bottom side silkscreen
Top/bottom soldermask

Rev 3
6/24/2009

SCALE: 1.48

6/24/2009

Min trace = 10mil, min trace spacing = 10mils, min hole size 15mil




ACS7xx Demo Board
85-0322-000-SM2

Bottom Soldermask
Page 1 of 1
FR4, 0.062, 2 Layers
4oz Finished Copper top/bottom
No Gold Plating
Top/bottom side silkscreen
Top/bottom soldermask

Rev 3
6/24/2009

SCALE: 1.48
6/24/2009

Min trace = 10mil, min trace spacing = 10mils, min hole size 15mil



ACS7xx Demo Board
 85-0322-000- GD1

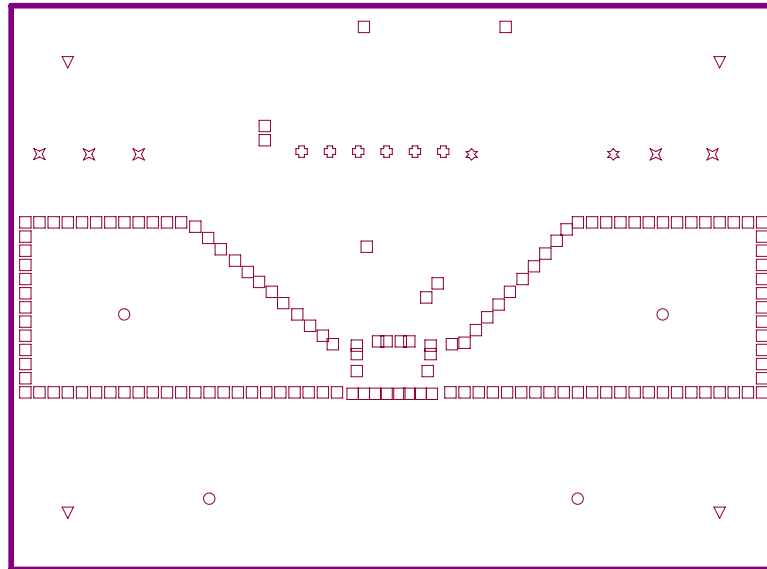
Drill Drawing
 Page 1 of 1
 FR4, 0.062, 2 Layers
 4oz Finished Copper top/bottom
 No Gold Plating
 Top/bottom side silkscreen
 Top/bottom soldermask

Rev 3
 6/24/2009

SCALE: 1.48

6/24/2009

Min trace = 10mil, min trace spacing = 10mils, min hole size 15mil



□	142	15mil	0.381mm	PTH
☆	2	32mil	0.8128mm	PTH
⊕	6	42mil	1.0668mm	PTH
⊗	5	62mil	1.5748mm	PTH
▽	4	125mil	3.175mm	PTH
○	4	266mil	6.7564mm	PTH
	163	Total		

ACS7xx Demo Board
85-0322-000-GG1

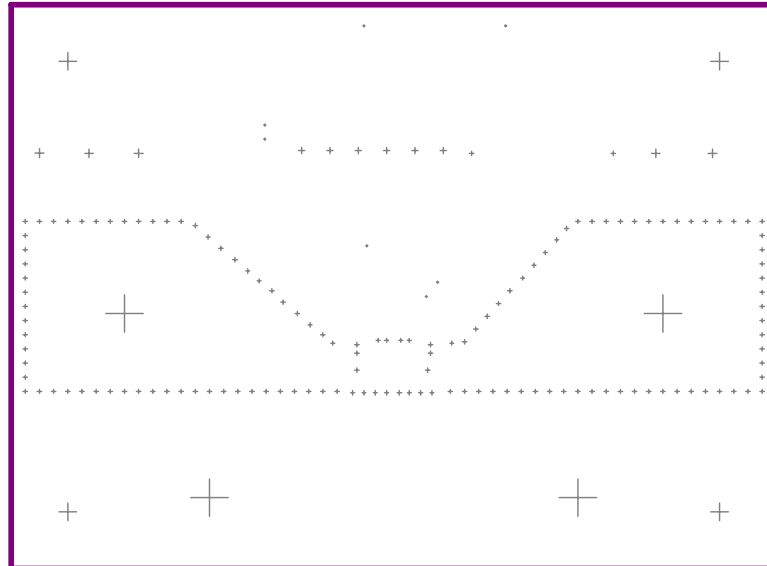
Drill Guide
Page 1 of 1
FR4, 0.062, 2 Layers
4oz Finished Copper top/bottom
No Gold Plating
Top/bottom side silkscreen
Top/bottom soldermask

Rev 3
6/24/2009

SCALE: 1.48

6/24/2009

Min trace = 10mil, min trace spacing = 10mils, min hole size 15mil



ACS7xx Demo Board
85-0322-000-002

Model Layer 1
Page 1 of 1
FR4, 0.062, 2 Layers
4oz Finished Copper top/bottom
No Gold Plating
Top/bottom side silkscreen
Top/bottom soldermask

Rev 3
6/24/2009

SCALE: 1.48
6/24/2009
Min trace = 10mil, min trace spacing = 10mils, min hole size 15mil

