
*Two-Wire True Zero-Speed Miniature Differential
Peak-Detecting Sensor IC with Continuous Calibration*

Not for New Design

This part is in production but has been determined to be NOT FOR NEW DESIGN. Sale of this part is currently restricted to existing customer programs already using the part. The part should not be purchased for new programs or designed into new applications. Samples are no longer available.

Date of status change: December 5, 2016

Recommended Substitutions:

For existing customer transition, and for new customers or new applications, contact Allegro Sales.


NOTE: For detailed information on purchasing options, contact your local Allegro field applications engineer or sales representative.

Allegro MicroSystems, LLC reserves the right to make, from time to time, revisions to the anticipated product life cycle plan for a product to accommodate changes in production capabilities, alternative product availabilities, or market demand. The information included herein is believed to be accurate and reliable. However, Allegro MicroSystems, LLC assumes no responsibility for its use; nor for any infringements of patents or other rights of third parties which may result from its use.

Two-Wire True Zero-Speed Miniature Differential Peak-Detecting Sensor IC with Continuous Calibration

Datasheet Addendum

PACKAGE:



4-Pin SIP
(Suffix K)

Not to scale

DESCRIPTION

This addendum adds a 4-pin SIP (suffix K) variant to the main datasheet for this device.

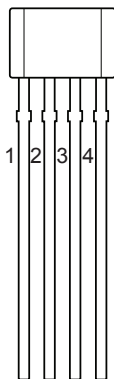
For parameters not listed in this addendum, refer to the main datasheet. In the event of a conflict between this addendum and the main datasheet, this addendum takes precedence.

SELECTION GUIDE

Part Number	I _{CC} Range	Packing*
A1642LKTN-I1-T	4.0 mA Low to 16.0 mA High	Tape and reel, 13-inch reel 4000 pieces per reel
A1642LKTN-I2-T	5.9 mA Low to 16.8 mA High	

*Contact Allegro for additional packing options

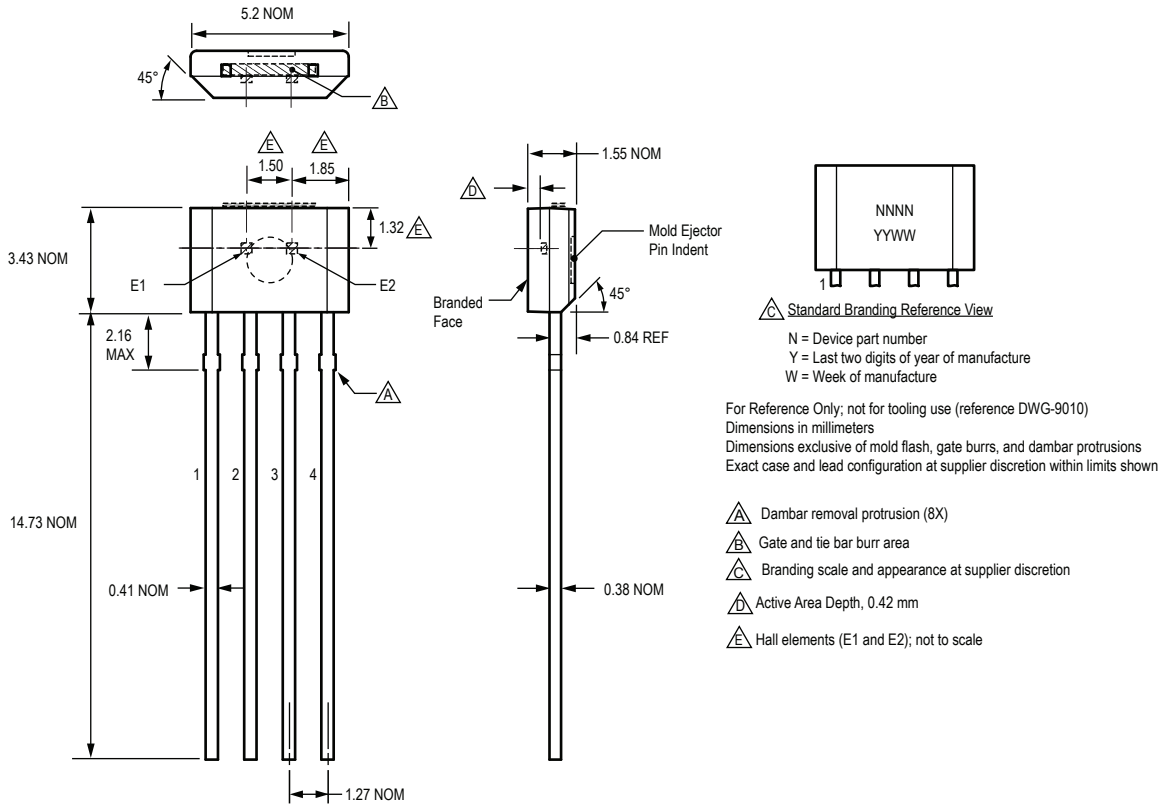
PINOUT DIAGRAM



TERMINAL LIST TABLE

Number	Name	Function
1	VCC	Connects power supply to chip
2	NC	No connection
3	Test	Float or tie to GND
4	GND	Ground connection

Package K, 4-Pin SIP



REVISION HISTORY

Number	Date	Description
–	November 9, 2016	Initial release

Copyright ©2016, Allegro MicroSystems, LLC

Allegro MicroSystems, LLC reserves the right to make, from time to time, such departures from the detail specifications as may be required to permit improvements in the performance, reliability, or manufacturability of its products. Before placing an order, the user is cautioned to verify that the information being relied upon is current.

Allegro's products are not to be used in any devices or systems, including but not limited to life support devices or systems, in which a failure of Allegro's product can reasonably be expected to cause bodily harm.

The information included herein is believed to be accurate and reliable. However, Allegro MicroSystems, LLC assumes no responsibility for its use; nor for any infringement of patents or other rights of third parties which may result from its use.